

Authorization and Confirmation of Access Rights in the ISU

To be able to **use the ISU system and access University buildings via a QR-code**, you need to:

- Register and log in to ISU;
- Confirm your access rights in your personal account settings;
- Download the mobile app so that your access QR code is always in your phone.

Authorization in the ISU

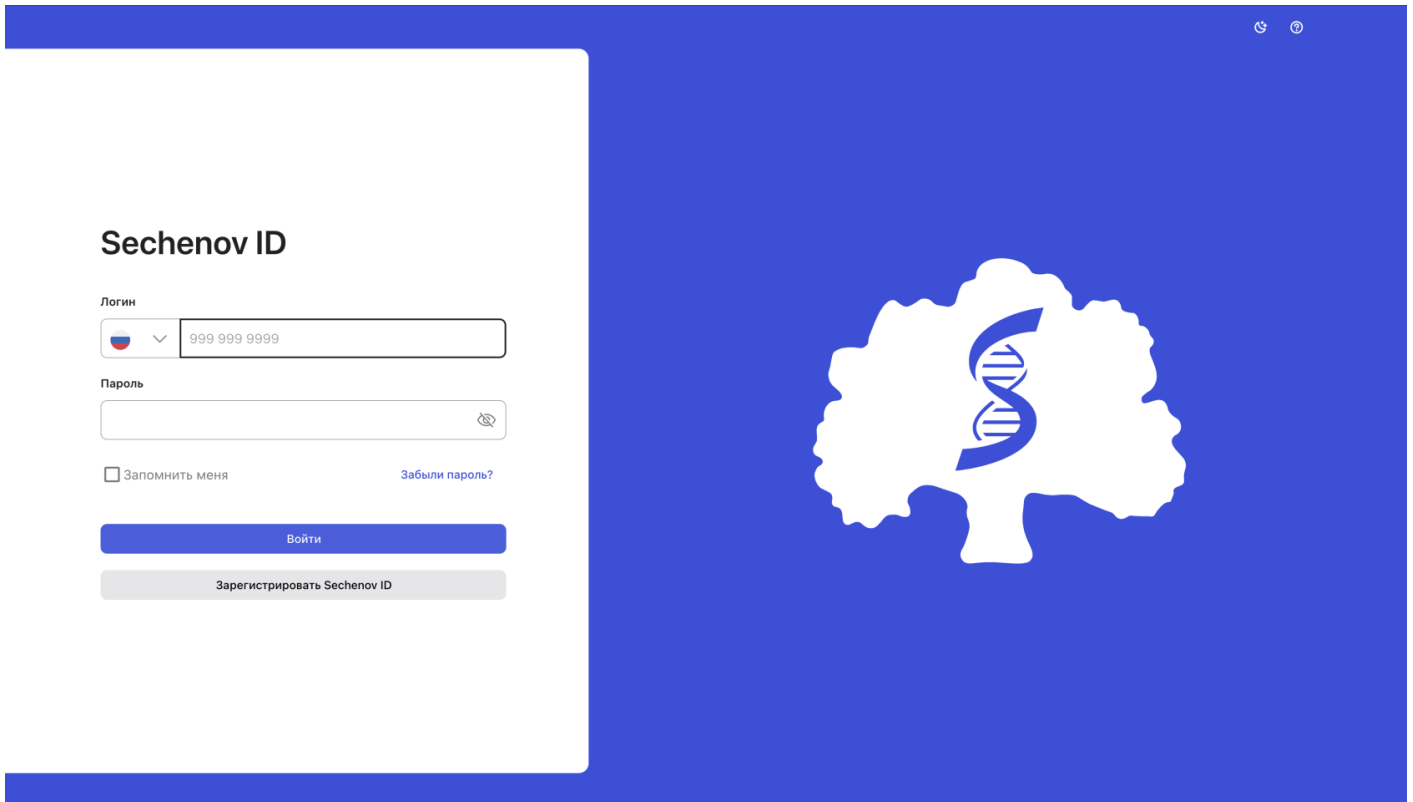
IMPORTANT: If you have already registered an account in ISU, you will not be able to create a second one.

Your access rights must be confirmed using the account you have already registered.

If you have any questions, please contact technical support at helpdesk@smartics.ru or call +7 (495) 128-43-74.

NOTE: You can find instruction on how to locate your corporate email [here](#).

1. Go to <https://isu.sechenov.ru>
2. On the home page, enter your username and password and click the "**Login**" button to access ISU.



NOTE: If you forgot your password, click the "Forgot Password" button.

Confirmation of Access Rights

IMPORTANT: Without authorization confirmation, you will not be able to access the University premises via QR-code or use ISU services.

1. To access the QR code and other ISU services, you need to confirm your authorization in the corresponding section.

Log in to ISU and click on your avatar.

Image not found or type unknown



2. Go to the "**System Settings**".

Image not found or type unknown



3. Go to the "**Authorization Confirmation**" section.


image not found or type unknown



4. To confirm your authorization, you need to **link your corporate email**.

- If you are a **student**, use an email ending in **@student.sechenov.ru**.
- If you are a **staff member**, use an email ending in **@staff.sechenov.ru**.
- If you are **both**, enter both corporate emails.


image not found or type unknown



NOTE: Instructions on how to find your corporate email can be [found here](#).

5. Click "**Link Email**".

image not found or type unknown



6. Enter your corporate email and click "**Save**".

image not found or type unknown



7. You will receive a confirmation email. Open it and **follow the link provided**.

After successful confirmation, your authorization information will appear in your personal account within a few minutes.

image not found or type unknown



NOTE: If confirmation fails, please contact technical support at helpdesk@smartics.ru or call +7 (495) 128-43-74.

Mobile App

Download the "Sechenov" mobile app to keep your access QR-codes and the ISU platform on your phone.

The app is available in the [AppStore](#) and [Google Play](#).

Версия #3

daniil+isu.sechenov.ru@smartics.ru создал 22 мая 2025 10:16:40

danmerenkov@smartics.me обновил 15 августа 2025 11:30:26