

# Authorization Confirmation in the ISU

To be able to **use the ISU system and access University buildings**, you need to:


- Register in the ISU;
- Confirm your authorization in your personal account settings;
- Download the mobile app so that your access QR code is always in your phone.

## Registration in the ISU


**IMPORTANT: The number you provide when registering must match your number listed in your staff and/or student personal account in the University's official resources. If the numbers do not match, please contact technical support at [helpdesk@smartics.ru](mailto:helpdesk@smartics.ru) or call +7 (495) 128-43-74.**

**NOTE: You can find instruction on how to locate your corporate email [here](#).**

1. Go to <https://isu.sechenov.ru>
2. On the home page, click the "**Register Sechenov ID**" button to start the registration process.



3. In the registration form, enter **your mobile phone number**.



**NOTE: Only mobile phone numbers can be registered.**

4. Click "**Confirm Number**" to verify your phone number.

image not found or type unknown



5. To confirm your number, call the phone number displayed in the field **"Call the number below"** from your mobile device.

Once the call is made, the system will automatically proceed to the **next step**.

image not found or type unknown



**NOTE: If the confirmation fails, click "Retry". To go back to the previous step, click "Back".**


6. **Proceed to the email** confirmation step.

image not found or type unknown



7. Enter your email address and click **"Confirm Email"**.

image not found or type unknown



8. A **confirmation email** will be sent to the provided address. **Follow the link** in the email to confirm your email.

After you confirm your email, the system will automatically take you to **the next step of the registration process**.


image not found or type unknown



**NOTE: If you're unable to confirm your email, click "Retry". To go back, click "Back".**

9. Next, enter your full name and create a password that will be used to log in to the system.

image not found or type unknown



**NOTE: To go back to the previous step, click "Back".**

10. Click "**Complete Registration**".

image not found or type unknown



## Authorization Confirmation

**IMPORTANT: Without authorization confirmation, you will not be able to access the University premises via QR-code or use ISU services.**

1. To access the QR code and other ISU services, you need to confirm your authorization in the corresponding section.

Log in to ISU and click on your avatar.

image not found or type unknown



2. Go to the "**System Settings**".

image not found or type unknown



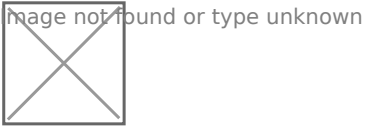
3. Go to the "**Authorization Confirmation**" section.

image not found or type unknown



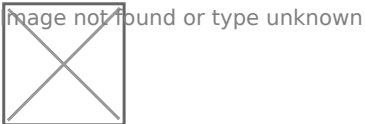
4. To confirm your authorization, you need to **link your corporate email**.

- If you are a **student**, use an email ending in **@student.sechenov.ru**.
- If you are a **staff member**, use an email ending in **@staff.sechenov.ru**.
- If you are **both**, enter both corporate emails.




**NOTE: Instructions on how to find your corporate email can be [found here](#).**

5. Click "**Link Email**".




6. Enter your corporate email and click "**Save**".



7. You will receive a confirmation email. Open it and **follow the link provided**.

After successful confirmation, your authorization information will appear in your personal account within a few minutes.



**NOTE: If confirmation fails, please contact technical support at [helpdesk@smartics.ru](mailto:helpdesk@smartics.ru) or call +7 (495) 128-43-74.**

## Mobile App

**Download the "Sechenov" mobile app** to keep your access QR-codes and the ISU platform on your phone.

The app is available in the [AppStore](#) and [Google Play](#).

Версия #5

daniil+isu.sechenov.ru@smartics.ru создал 19 мая 2025 15:19:20

danmerenkov@smartics.me обновил 15 августа 2025 11:29:47